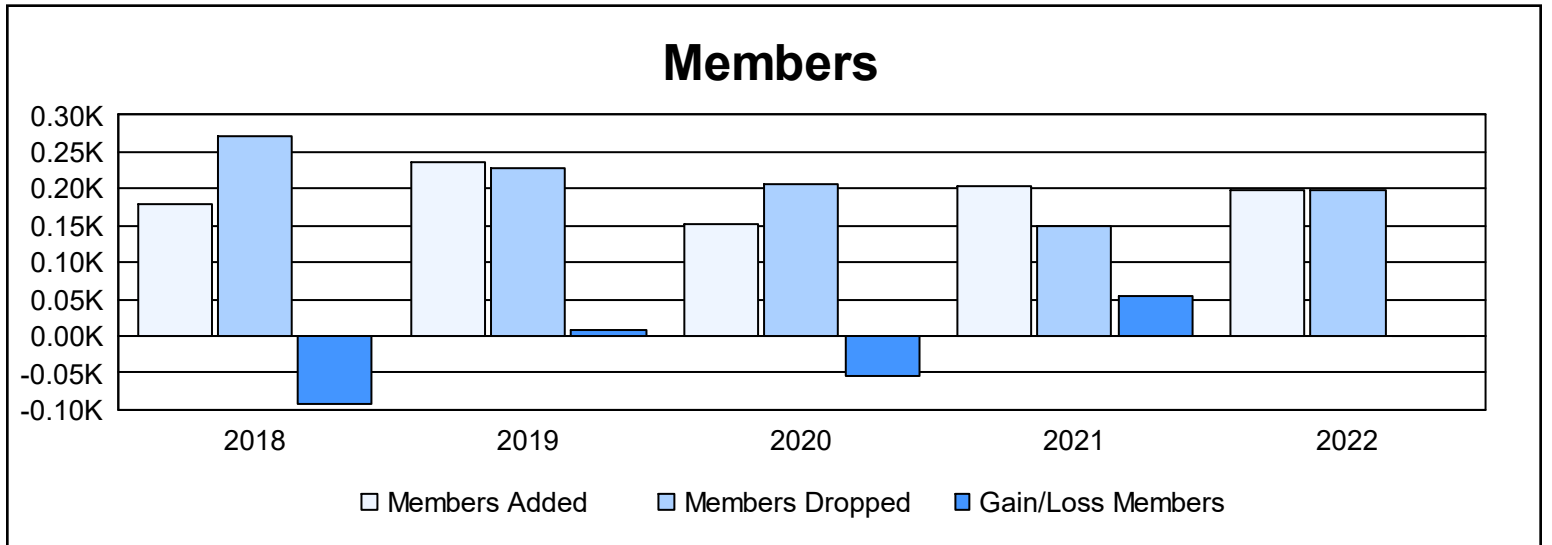
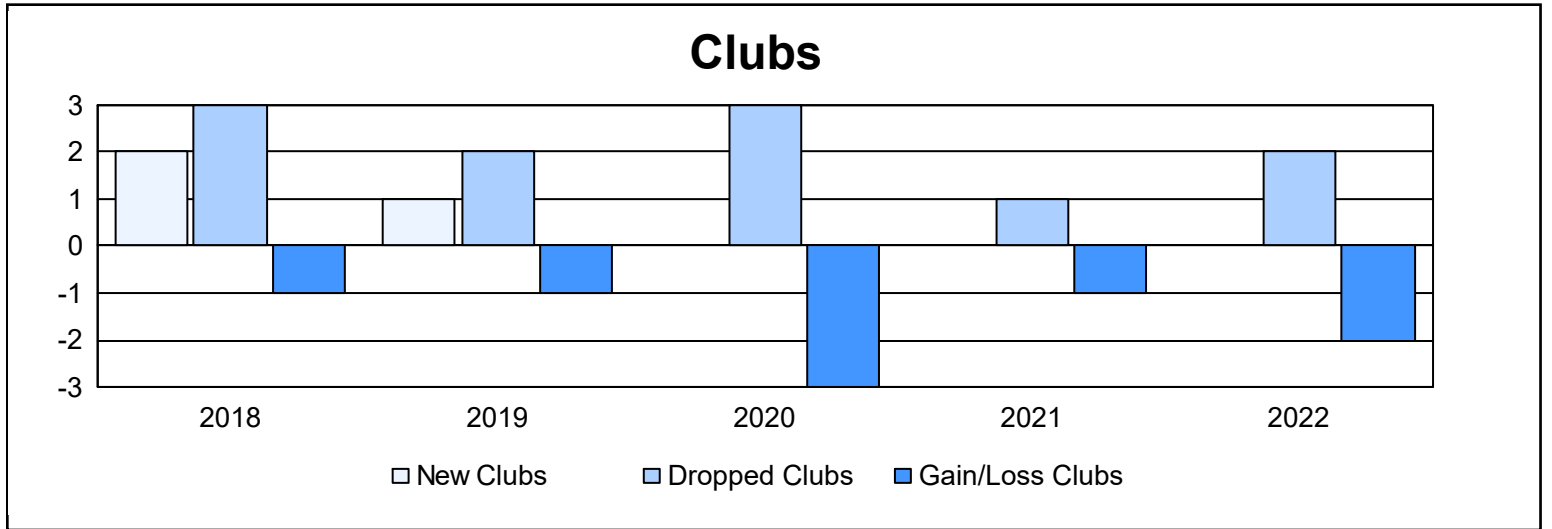
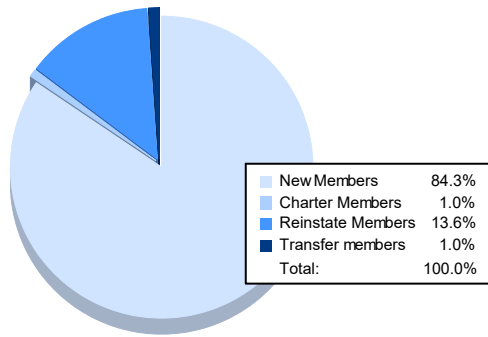


| Year | New Clubs | Dropped Clubs | Gain/ Loss Clubs | New Members | Charter Members | Reinstate Members | Transfer Members | Total Member Added | Total Members Dropped | Gain/ Loss Members |
|----------------|-----------|---------------|------------------|-------------|-----------------|-------------------|------------------|--------------------|-----------------------|--------------------|
| 2017-2018 | 2 | 3 | -1 | 92 | 70 | 12 | 5 | 179 | 272 | -93 |
| 2018-2019 | 1 | 2 | -1 | 152 | 33 | 45 | 5 | 235 | 227 | 8 |
| 2019-2020 | 0 | 3 | -3 | 127 | 1 | 5 | 19 | 152 | 205 | -53 |
| 2020-2021 | 0 | 1 | -1 | 161 | 12 | 21 | 10 | 204 | 150 | 54 |
| 2021-2022 | 0 | 2 | -2 | 167 | 2 | 27 | 2 | 198 | 199 | -1 |
| Average | 1 | 2 | -2 | 140 | 24 | 22 | 8 | 194 | 211 | -17 |



Membership Composition June 2022 Cumulative



Gender Composition June 2022 Cumulative

